

INSTITUTO ELECTORAL DEL ESTADO DE MEXICO  
I.E.E.M.

AVANCE PRESUPUESTAL DE EGRESOS DEL 01 DE ENERO DE 2014 AL 31 DE JULIO DE 2014

PARTIDA	CONCEPTO	APROBADO	AMPLIACION	REDUCCION	MODIFICADO	COMPROMETIDO	DEVENGADO	PAGADO	EJERCIDO	POR EJERCER
1000	SERVICIOS PERSONALES	191,094,813.33	182,251,948.45	39,659,419.96	333,687,341.82	1,386,296.76	1,109,783.19	144,280,315.71	146,776,395.66	186,910,946.16
1100	REMUNERACIONES AL PERSONAL DE C	70,000,000.00	29,984,717.27	13,421,654.91	86,563,062.36	0.00	0.00	48,800,835.05	48,800,835.05	37,762,227.31
1130	Sueldos base al personal permanente.	70,000,000.00	29,984,717.27	13,421,654.91	86,563,062.36	0.00	0.00	48,800,835.05	48,800,835.05	37,762,227.31
1131	Sueldo base	70,000,000.00	29,984,717.27	13,421,654.91	86,563,062.36	0.00	0.00	48,800,835.05	48,800,835.05	37,762,227.31
1200	REMUNERACIONES AL PERSONAL DE C	1,276,800.00	29,193,344.64	0.00	30,470,144.64	0.00	0.00	12,758,015.23	12,758,015.23	17,712,129.41
1220	Sueldos base al personal eventual.	0.00	29,193,344.64	0.00	29,193,344.64	0.00	0.00	12,228,212.46	12,228,212.46	16,965,132.18
1222	Sueldos y salarios compactados al person	0.00	29,193,344.64	0.00	29,193,344.64	0.00	0.00	12,228,212.46	12,228,212.46	16,965,132.18
1230	Retribuciones por servicios de caracter soc	1,276,800.00	0.00	0.00	1,276,800.00	0.00	0.00	529,802.77	529,802.77	746,997.23
1231	Compensacion por servicio social.	1,276,800.00	0.00	0.00	1,276,800.00	0.00	0.00	529,802.77	529,802.77	746,997.23
1300	REMUNERACIONES ADICIONALES Y ES	75,313,687.17	108,073,886.50	16,974,961.81	166,412,611.86	0.00	0.00	62,861,252.64	62,861,252.64	103,551,359.22
1310	Primas por anos de servicio efectivos pres	11,413,571.04	0.00	10,663,571.04	750,000.00	0.00	0.00	358,714.02	358,714.02	391,285.98
1311	Prima por anos de servicio	11,413,571.04	0.00	10,663,571.04	750,000.00	0.00	0.00	358,714.02	358,714.02	391,285.98
1320	Primas de vacaciones, dominical y gratificz	29,173,640.31	10,023,433.68	5,590,394.29	33,606,679.70	0.00	0.00	11,763,632.74	11,763,632.74	21,843,046.96
1321	Prima vacacional	2,939,094.64	4,553,069.76	0.00	7,492,164.40	0.00	0.00	3,271,490.76	3,271,490.76	4,220,673.64
1322	Aguinaldo.	26,234,545.67	0.00	5,590,394.29	20,644,151.38	0.00	0.00	7,050,945.90	7,050,945.90	13,593,205.48
1323	Aguinaldo de eventuales.	0.00	5,470,363.92	0.00	5,470,363.92	0.00	0.00	1,441,196.08	1,441,196.08	4,029,167.84
1340	Compensaciones.	34,726,475.82	98,050,452.82	720,996.48	132,055,932.16	0.00	0.00	50,738,905.88	50,738,905.88	81,317,026.28
1341	Compensacion.	34,726,475.82	0.00	720,996.48	34,005,479.34	0.00	0.00	16,981,042.44	16,981,042.44	17,024,436.90
1342	Compensacion por servicios especiales.	0.00	33,593,297.62	0.00	33,593,297.62	0.00	0.00	782,800.27	782,800.27	32,810,497.35
1345	Gratificacion.	0.00	64,457,155.20	0.00	64,457,155.20	0.00	0.00	32,975,063.17	32,975,063.17	31,482,092.03
1400	SEGURIDAD SOCIAL	41,360,253.52	0.00	9,098,020.92	32,262,232.60	1,386,296.76	1,109,783.19	16,160,585.77	18,656,665.72	13,605,566.88
1410	Aportaciones de seguridad social.	38,860,253.52	0.00	9,098,020.92	29,762,232.60	0.00	1,109,783.19	15,244,994.16	16,354,777.35	13,407,455.25
1412	Cuotas de servicio de salud.	18,177,684.36	0.00	4,259,693.04	13,917,991.32	0.00	542,154.20	7,452,676.88	7,994,831.08	5,923,160.24
1413	Cuotas al Sistema Solidario de Reparto.	13,487,841.72	0.00	3,160,692.12	10,327,149.60	0.00	402,278.33	5,529,886.13	5,932,164.46	4,394,985.14
1414	Cuotas del Sistema de Capitalizacion Indiv	3,362,871.60	0.00	788,043.24	2,574,828.36	0.00	50,738.92	684,483.98	735,222.90	1,639,605.46
1415	Aportaciones para financiar los gastos gen	1,590,547.44	0.00	372,723.24	1,217,824.20	0.00	61,534.15	846,584.21	908,118.36	309,705.84
1416	Riesgo de trabajo.	2,241,308.40	0.00	516,869.28	1,724,439.12	0.00	53,077.59	731,362.96	784,440.55	939,998.57
1440	Aportaciones para seguros.	2,500,000.00	0.00	0.00	2,500,000.00	1,386,296.76	0.00	915,591.61	2,301,888.37	198,111.63
1441	Seguros y fianzas.	2,500,000.00	0.00	0.00	2,500,000.00	1,386,296.76	0.00	915,591.61	2,301,888.37	198,111.63
1500	OTRAS PRESTACIONES SOCIALES Y EC	3,144,072.64	15,000,000.04	164,782.32	17,979,290.36	0.00	0.00	3,699,627.02	3,699,627.02	14,279,663.34
1510	Cuotas para el fondo de ahorro y fondo de	2,500,000.00	0.00	0.00	2,500,000.00	0.00	0.00	632,292.78	632,292.78	1,867,707.22
1512	Seguro de separacion individualizado.	2,500,000.00	0.00	0.00	2,500,000.00	0.00	0.00	632,292.78	632,292.78	1,867,707.22



INSTITUTO ELECTORAL DEL ESTADO DE MEXICO  
I.E.E.M.

AVANCE PRESUPUESTAL DE EGRESOS DEL 01 DE ENERO DE 2014 AL 31 DE JULIO DE 2014

PARTIDA	CONCEPTO	APROBADO	AMPLIACION	REDUCCION	MODIFICADO	COMPROMETIDO	DEVENGADO	PAGADO	EJERCIDO	POR EJERCER
1520	Indemnizaciones.	0.00	15,000,000.04	0.00	15,000,000.04	0.00	0.00	2,758,125.49	2,758,125.49	12,241,874.55
1522	Liquidaciones por indemnizaciones, por su	0.00	15,000,000.04	0.00	15,000,000.04	0.00	0.00	2,758,125.49	2,758,125.49	12,241,874.55
1590	Otras prestaciones sociales y economicas.	644,072.64	0.00	164,782.32	479,290.32	0.00	0.00	309,208.75	309,208.75	170,081.57
1595	Despensa.	644,072.64	0.00	164,782.32	479,290.32	0.00	0.00	309,208.75	309,208.75	170,081.57
2000	MATERIALES Y SUMINISTROS	18,074,586.50	201,000.00	5,463,991.00	12,811,595.50	1,334,948.87	23,190.72	1,752,609.50	3,110,749.09	9,700,846.41
2100	MATERIALES DE ADMINISTRACION, EM	8,192,362.45	0.00	483,225.00	7,709,137.45	762,231.58	0.00	513,758.62	1,275,990.20	6,433,147.25
2110	Materiales, utiles y equipos menores de ofi	1,049,869.51	0.00	27,400.00	1,022,469.51	347,050.37	0.00	130,433.97	477,484.34	544,985.17
2111	Materiales y utiles de oficina.	921,715.20	0.00	27,400.00	894,315.20	307,431.31	0.00	89,152.82	396,584.13	497,731.07
2112	Enseres de oficina.	128,154.31	0.00	0.00	128,154.31	39,619.06	0.00	41,281.15	80,900.21	47,254.10
2120	Materiales y utiles de impresion y reproduc	621,455.07	0.00	125,000.00	496,455.07	133,202.41	0.00	52,587.77	185,790.18	310,664.89
2121	Material y utiles de imprenta y reproduccion	49,025.57	0.00	0.00	49,025.57	0.00	0.00	20,033.68	20,033.68	28,991.89
2122	Material de foto, cine y grabacion	572,429.50	0.00	125,000.00	447,429.50	133,202.41	0.00	32,554.09	165,756.50	281,673.00
2140	Materiales utiles y equipos menores de tec	5,981,199.95	0.00	145,000.00	5,836,199.95	260,781.27	0.00	201,756.07	462,537.34	5,373,662.61
2141	Materiales y utiles para el procesamiento e	5,981,199.95	0.00	145,000.00	5,836,199.95	260,781.27	0.00	201,756.07	462,537.34	5,373,662.61
2150	Material impreso e informacion digital.	418,825.00	0.00	185,825.00	233,000.00	0.00	0.00	93,335.15	93,335.15	139,664.85
2151	Material de informacion	418,825.00	0.00	185,825.00	233,000.00	0.00	0.00	93,335.15	93,335.15	139,664.85
2160	Material de limpieza.	121,012.92	0.00	0.00	121,012.92	21,197.53	0.00	35,645.66	56,843.19	64,169.73
2161	Material y enseres de limpieza.	121,012.92	0.00	0.00	121,012.92	21,197.53	0.00	35,645.66	56,843.19	64,169.73
2200	ALIMENTOS Y UTENSILIOS.	962,404.67	18,700.00	0.00	981,104.67	360,444.63	0.00	463,747.42	824,192.05	156,912.62
2210	Productos alimenticios para personas.	937,821.21	18,700.00	0.00	956,521.21	354,855.96	0.00	455,150.29	810,006.25	146,514.96
2211	Productos alimenticios para personas.	937,821.21	18,700.00	0.00	956,521.21	354,855.96	0.00	455,150.29	810,006.25	146,514.96
2230	Utensilios para el servicio de alimentacion	24,583.46	0.00	0.00	24,583.46	5,588.67	0.00	8,597.13	14,185.80	10,397.66
2231	Utensilios para el servicio de alimentacion	24,583.46	0.00	0.00	24,583.46	5,588.67	0.00	8,597.13	14,185.80	10,397.66
2400	MATERIALES Y ARTICULOS DE CONST	824,420.16	30,000.00	0.00	854,420.16	3,494.17	0.00	69,828.69	73,322.86	781,097.30
2460	Material electrico y electronico.	804,420.16	0.00	0.00	804,420.16	3,494.17	0.00	41,107.09	44,601.26	759,818.90
2461	Material electrico y electronico.	804,420.16	0.00	0.00	804,420.16	3,494.17	0.00	41,107.09	44,601.26	759,818.90
2480	Materiales complementarios.	20,000.00	30,000.00	0.00	50,000.00	0.00	0.00	28,721.60	28,721.60	21,278.40
2482	Material de senalizacion.	0.00	30,000.00	0.00	30,000.00	0.00	0.00	28,721.60	28,721.60	1,278.40
2483	arboles y plantas de ornato.	20,000.00	0.00	0.00	20,000.00	0.00	0.00	0.00	0.00	20,000.00
2500	PRODUCTOS QUIMICOS, FARMACUTIC	145,118.96	0.00	0.00	145,118.96	0.00	0.00	47,894.45	47,894.45	97,224.51
2530	Medicinas y productos farmaceuticos.	145,000.00	0.00	0.00	145,000.00	0.00	0.00	47,894.45	47,894.45	97,105.55
2531	Medicinas y productos farmaceuticos.	145,000.00	0.00	0.00	145,000.00	0.00	0.00	47,894.45	47,894.45	97,105.55



INSTITUTO ELECTORAL DEL ESTADO DE MEXICO  
I.E.E.M.

AVANCE PRESUPUESTAL DE EGRESOS DEL 01 DE ENERO DE 2014 AL 31 DE JULIO DE 2014

PARTIDA	CONCEPTO	APROBADO	AMPLIACION	REDUCCION	MODIFICADO	COMPROMETIDO	DEVENGADO	PAGADO	EJERCIDO	POR EJERCER
2540	Materiales, accesorios y suministros m,dic	118.96	0.00	0.00	118.96	0.00	0.00	0.00	0.00	118.96
2541	Materiales, accesorios y suministros m,dic	118.96	0.00	0.00	118.96	0.00	0.00	0.00	0.00	118.96
2700	VESTUARIO, BLANCOS, PRENDAS DE P	5,153,265.69	52,400.00	4,175,266.00	1,030,399.69	29,810.52	13,780.80	346,470.69	390,062.01	640,337.68
2710	Vestuario y uniformes.	4,984,910.60	52,400.00	4,175,266.00	862,044.60	29,201.52	13,780.80	339,862.83	382,845.15	479,199.45
2711	Vestuario y uniformes.	4,984,910.60	52,400.00	4,175,266.00	862,044.60	29,201.52	13,780.80	339,862.83	382,845.15	479,199.45
2720	Prendas de seguridad y proteccion person	168,355.09	0.00	0.00	168,355.09	609.00	0.00	6,607.86	7,216.86	161,138.23
2721	Prendas de seguridad y proteccion person	168,355.09	0.00	0.00	168,355.09	609.00	0.00	6,607.86	7,216.86	161,138.23
2900	HERRAMIENTAS, REFACCIONES Y ACC	2,797,014.57	99,900.00	805,500.00	2,091,414.57	178,967.97	9,409.92	310,909.63	499,287.52	1,592,127.05
2910	Herramientas menores.	357,364.46	0.00	2,800.00	354,564.46	0.00	0.00	5,906.93	5,906.93	348,657.53
2911	Refacciones, accesorios y herramientas.	357,364.46	0.00	2,800.00	354,564.46	0.00	0.00	5,906.93	5,906.93	348,657.53
2920	Refacciones y accesorios menores de edifi	736,800.00	0.00	237,500.00	499,300.00	75,888.00	0.00	61,184.77	137,072.77	362,227.23
2921	Refacciones y accesorios menores de edifi	736,800.00	0.00	237,500.00	499,300.00	75,888.00	0.00	61,184.77	137,072.77	362,227.23
2930	Refacciones y accesorios menores de mot	90,110.00	0.00	0.00	90,110.00	0.00	0.00	7,979.52	7,979.52	82,130.48
2931	Refacciones y accesorios menores de mot	90,110.00	0.00	0.00	90,110.00	0.00	0.00	7,979.52	7,979.52	82,130.48
2940	Refacciones y accesorios menores de equi	932,007.00	0.00	490,200.00	441,807.00	64,342.97	9,409.92	114,985.27	188,738.16	253,068.84
2941	Refacciones y accesorios para equipo de c	932,007.00	0.00	490,200.00	441,807.00	64,342.97	9,409.92	114,985.27	188,738.16	253,068.84
2960	Refacciones y accesorios menores para ec	69,275.00	99,900.00	0.00	169,175.00	35,315.00	0.00	112,081.10	147,396.10	21,778.90
2961	Refacciones y accesorios menores para ec	69,275.00	99,900.00	0.00	169,175.00	35,315.00	0.00	112,081.10	147,396.10	21,778.90
2970	Refacciones y accesorios menores de equi	301,080.00	0.00	0.00	301,080.00	0.00	0.00	1,102.47	1,102.47	299,977.53
2971	Articulos para la extincion de incendios.	301,080.00	0.00	0.00	301,080.00	0.00	0.00	1,102.47	1,102.47	299,977.53
2990	Refacciones y accesorios menores otros b	310,378.11	0.00	75,000.00	235,378.11	3,422.00	0.00	7,669.57	11,091.57	224,286.54
2992	Otros enseres.	310,378.11	0.00	75,000.00	235,378.11	3,422.00	0.00	7,669.57	11,091.57	224,286.54
3000	SERVICIOS GENERALES.	117,594,935.09	33,304,630.65	42,854,976.13	108,044,589.61	20,554,415.16	601,876.78	41,579,057.07	62,735,349.01	45,309,240.60
3100	SERVICIOS BASICOS.	9,012,875.18	2,553,711.77	1,463,711.77	10,102,875.18	2,893,856.39	0.00	4,391,405.77	7,285,262.16	2,817,613.02
3110	Energia el,ctrica.	2,921,292.00	1,403,711.77	1,403,711.77	2,921,292.00	0.00	0.00	1,199,215.00	1,199,215.00	1,722,077.00
3111	Servicio de energia el,ctrica.	2,921,292.00	1,403,711.77	1,403,711.77	2,921,292.00	0.00	0.00	1,199,215.00	1,199,215.00	1,722,077.00
3130	Agua.	346,160.00	0.00	60,000.00	286,160.00	0.00	0.00	248,017.00	248,017.00	38,143.00
3131	Servicio de agua.	346,160.00	0.00	60,000.00	286,160.00	0.00	0.00	248,017.00	248,017.00	38,143.00
3140	Telefonia tradicional.	3,460,000.00	1,150,000.00	0.00	4,610,000.00	2,249,433.40	0.00	2,070,725.17	4,320,158.57	289,841.43
3141	Servicio de telefonia convencional.	3,460,000.00	1,150,000.00	0.00	4,610,000.00	2,249,433.40	0.00	2,070,725.17	4,320,158.57	289,841.43
3150	Telefonia celular.	776,600.62	0.00	0.00	776,600.62	0.00	0.00	213,661.00	213,661.00	562,939.62
3151	Servicio de telefonia celular.	776,600.62	0.00	0.00	776,600.62	0.00	0.00	213,661.00	213,661.00	562,939.62

*[Handwritten signature]*

*[Handwritten signature]*




INSTITUTO ELECTORAL DEL ESTADO DE MEXICO  
I.E.E.M.

AVANCE PRESUPUESTAL DE EGRESOS DEL 01 DE ENERO DE 2014 AL 31 DE JULIO DE 2014

PARTIDA	CONCEPTO	APROBADO	AMPLIACION	REDUCCION	MODIFICADO	COMPROMETIDO	DEVENGADO	PAGADO	EJERCIDO	POR EJERCER
3160	Servicios de telecomunicaciones y sat.lites	1,435,986.00	0.00	0.00	1,435,986.00	644,422.99	0.00	651,740.64	1,296,163.63	139,822.37
3161	Servicios de radiolocalizacion y telecomuni	1,435,986.00	0.00	0.00	1,435,986.00	644,422.99	0.00	651,740.64	1,296,163.63	139,822.37
3180	Servicios postales y telegraficos	72,836.56	0.00	0.00	72,836.56	0.00	0.00	8,046.96	8,046.96	64,789.60
3181	Servicio postal y telegrafico	72,836.56	0.00	0.00	72,836.56	0.00	0.00	8,046.96	8,046.96	64,789.60
3200	SERVICIOS DE ARRENDAMIENTO.	3,357,750.00	0.00	550,760.00	2,806,990.00	1,021,380.00	0.00	1,300,238.00	2,321,618.00	485,372.00
3220	Arrendamiento de edificios.	3,009,750.00	0.00	422,760.00	2,586,990.00	1,021,380.00	0.00	1,191,610.00	2,212,990.00	374,000.00
3221	Arrendamiento de edificios y locales.	3,009,750.00	0.00	422,760.00	2,586,990.00	1,021,380.00	0.00	1,191,610.00	2,212,990.00	374,000.00
3250	Arrendamiento de equipo de transporte.	288,000.00	0.00	128,000.00	160,000.00	0.00	0.00	108,628.00	108,628.00	51,372.00
3251	Arrendamiento de vehiculos.	288,000.00	0.00	128,000.00	160,000.00	0.00	0.00	108,628.00	108,628.00	51,372.00
3260	Arrendamiento de maquinaria, otros equip	60,000.00	0.00	0.00	60,000.00	0.00	0.00	0.00	0.00	60,000.00
3261	Arrendamiento de maquinaria y equipo.	60,000.00	0.00	0.00	60,000.00	0.00	0.00	0.00	0.00	60,000.00
3300	SERVICIOS PROFESIONALES, CIENTIFIK	55,018,664.27	23,517,151.30	27,216,417.48	51,319,398.09	11,034,445.09	58,381.71	23,489,525.36	34,582,352.16	16,737,045.93
3310	Servicios legales, de contabilidad, auditori	18,804,598.04	20,871,031.30	250,860.00	39,424,769.34	8,722,119.40	28,570.29	20,303,659.69	29,054,349.38	10,370,419.96
3311	Asesorias asociadas a convenios o acuerd	18,804,598.04	20,871,031.30	250,860.00	39,424,769.34	8,722,119.40	28,570.29	20,303,659.69	29,054,349.38	10,370,419.96
3330	Servicios de consultoria administrativa, prc	5,929,500.00	0.00	2,310,250.00	3,619,250.00	690,458.95	29,811.42	1,431,370.77	2,151,641.14	1,467,608.86
3331	Servicios informaticos.	5,929,500.00	0.00	2,310,250.00	3,619,250.00	690,458.95	29,811.42	1,431,370.77	2,151,641.14	1,467,608.86
3350	Servicios de investigacion cientifica y desa	0.00	0.00	0.00	0.00	0.00	0.00	0.00	0.00	0.00
3351	Servicios de investigacion cientifica y desa	0.00	0.00	0.00	0.00	0.00	0.00	0.00	0.00	0.00
3360	Servicios de apoyo administrativo, traducci	30,284,566.23	621,120.00	24,655,307.48	6,250,378.75	828,542.74	0.00	1,051,507.90	1,880,050.64	4,370,328.11
3361	Servicios de apoyo administrativo y fotocof	981,410.00	604,000.00	0.00	1,585,410.00	690,859.59	0.00	516,525.33	1,207,384.92	378,025.08
3363	Servicios de impresion de documentos ofic	29,303,156.23	17,120.00	24,655,307.48	4,664,968.75	137,683.15	0.00	534,982.57	672,665.72	3,992,303.03
3380	Servicios de vigilancia.	0.00	2,025,000.00	0.00	2,025,000.00	793,324.00	0.00	702,987.00	1,496,311.00	528,689.00
3381	Servicios de vigilancia.	0.00	2,025,000.00	0.00	2,025,000.00	793,324.00	0.00	702,987.00	1,496,311.00	528,689.00
3400	SERVICIOS FINANCIEROS, BANCARIOS	4,808,275.00	1,560,000.00	2,183,269.71	4,185,005.29	910,659.01	0.00	1,069,917.18	1,980,576.19	2,204,429.10
3410	Servicios financieros y bancarios.	59,760.00	200,000.00	0.00	259,760.00	0.00	0.00	85,282.04	85,282.04	174,477.96
3411	Servicios bancarios y financieros.	59,760.00	200,000.00	0.00	259,760.00	0.00	0.00	85,282.04	85,282.04	174,477.96
3450	Seguro de bienes patrimoniales.	3,388,515.00	0.00	823,269.71	2,565,245.29	910,659.01	0.00	984,635.14	1,895,294.15	669,951.14
3451	Seguros y fianzas.	3,388,515.00	0.00	823,269.71	2,565,245.29	910,659.01	0.00	984,635.14	1,895,294.15	669,951.14
3470	Fletes y maniobras.	1,360,000.00	1,360,000.00	1,360,000.00	1,360,000.00	0.00	0.00	0.00	0.00	1,360,000.00
3471	Fletes y maniobras.	1,360,000.00	1,360,000.00	1,360,000.00	1,360,000.00	0.00	0.00	0.00	0.00	1,360,000.00
3500	SERVICIOS DE INSTALACION, REPARAC	8,409,489.00	4,874,399.90	3,183,279.79	10,100,609.11	1,889,852.31	10,909.07	2,520,914.47	4,421,675.85	5,678,933.26
3510	Conservacion y mantenimiento menor de ir	2,484,600.00	367,830.19	1,311,630.19	1,540,800.00	0.00	0.00	76,044.77	76,044.77	1,464,755.23







INSTITUTO ELECTORAL DEL ESTADO DE MEXICO  
I.E.E.M.

AVANCE PRESUPUESTAL DE EGRESOS DEL 01 DE ENERO DE 2014 AL 31 DE JULIO DE 2014

PARTIDA	CONCEPTO	APROBADO	AMPLIACION	REDUCCION	MODIFICADO	COMPROMETIDO	DEVENGADO	PAGADO	EJERCIDO	POR EJERCER
3511	Reparacion y mantenimiento de inmuebles	1,192,520.00	367,830.19	876,630.19	683,720.00	0.00	0.00	20,348.95	20,348.95	663,371.05
3512	Adaptacion de locales, almacenes, bodega	1,292,080.00	0.00	435,000.00	857,080.00	0.00	0.00	55,695.82	55,695.82	801,384.18
3520	Instalacion, reparacion y mantenimiento de	831,000.00	356,000.00	472,000.00	715,000.00	0.00	0.00	60,912.40	60,912.40	654,087.60
3521	Reparacion, mantenimiento e instalacion d	831,000.00	356,000.00	472,000.00	715,000.00	0.00	0.00	60,912.40	60,912.40	654,087.60
3530	Instalacion, reparacion y mantenimiento de	998,992.00	36,000.00	0.00	1,034,992.00	25,016.13	0.00	81,276.49	106,292.62	928,699.38
3531	Reparacion, instalacion y mantenimiento d	998,992.00	36,000.00	0.00	1,034,992.00	25,016.13	0.00	81,276.49	106,292.62	928,699.38
3550	Reparacion y mantenimiento de equipo de	1,202,087.00	0.00	428,345.60	773,741.40	0.00	0.00	414,253.83	414,253.83	359,487.57
3551	Reparacion y mantenimiento de vehiculos	1,202,087.00	0.00	428,345.60	773,741.40	0.00	0.00	414,253.83	414,253.83	359,487.57
3570	Instalacion, reparacion y mantenimiento de	2,771,810.00	0.00	971,304.00	1,800,506.00	377,642.18	10,909.07	466,770.94	855,322.19	945,183.81
3571	Reparacion, instalacion y mantenimiento d	2,771,810.00	0.00	971,304.00	1,800,506.00	377,642.18	10,909.07	466,770.94	855,322.19	945,183.81
3580	Servicios de limpieza y manejo de desech	22,000.00	4,114,569.71	0.00	4,136,569.71	1,460,650.00	0.00	1,388,961.75	2,849,611.75	1,286,957.96
3581	Servicios de lavanderia, limpieza e higiene	22,000.00	4,114,569.71	0.00	4,136,569.71	1,460,650.00	0.00	1,388,961.75	2,849,611.75	1,286,957.96
3590	Servicios de jardineria y fumigacion.	99,000.00	0.00	0.00	99,000.00	26,544.00	0.00	32,694.29	59,238.29	39,761.71
3591	Servicios de fumigacion.	99,000.00	0.00	0.00	99,000.00	26,544.00	0.00	32,694.29	59,238.29	39,761.71
3600	SERVICIOS DE COMUNICACION SOCIAL	10,140,000.00	160,000.00	3,461,000.00	6,839,000.00	2,661,774.36	0.00	1,919,050.03	4,580,824.39	2,258,175.61
3610	Difusion por radio, television y otros medio	10,140,000.00	160,000.00	3,461,000.00	6,839,000.00	2,661,774.36	0.00	1,919,050.03	4,580,824.39	2,258,175.61
3611	Gastos de publicidad y propaganda.	10,140,000.00	160,000.00	3,461,000.00	6,839,000.00	2,661,774.36	0.00	1,919,050.03	4,580,824.39	2,258,175.61
3700	SERVICIOS DE TRASLADO Y ViATICOS.	7,706,250.00	130,680.00	3,868,170.00	3,968,760.00	0.00	0.00	588,794.66	588,794.66	3,379,965.34
3720	Pasajes terrestres.	1,977,960.00	4,000.00	968,100.00	1,013,860.00	0.00	0.00	332,543.36	332,543.36	681,316.64
3721	Gastos de traslado por via terrestre.	1,977,960.00	4,000.00	968,100.00	1,013,860.00	0.00	0.00	332,543.36	332,543.36	681,316.64
3750	Viaticos en el pais.	3,321,570.00	6,000.00	1,640,870.00	1,686,700.00	0.00	0.00	161,700.00	161,700.00	1,525,000.00
3751	Viaticos nacionales.	3,321,570.00	6,000.00	1,640,870.00	1,686,700.00	0.00	0.00	161,700.00	161,700.00	1,525,000.00
3790	Otros servicios de traslado y hospedaje.	2,406,720.00	120,680.00	1,259,200.00	1,268,200.00	0.00	0.00	94,551.30	94,551.30	1,173,648.70
3791	Otros servicios de traslado y hospedaje.	2,406,720.00	120,680.00	1,259,200.00	1,268,200.00	0.00	0.00	94,551.30	94,551.30	1,173,648.70
3800	SERVICIOS OFICIALES	4,837,714.24	5,000.00	353,914.90	4,488,799.34	142,448.00	0.00	961,917.23	1,104,365.23	3,384,434.11
3820	Gastos de orden social y cultural.	4,837,714.24	5,000.00	353,914.90	4,488,799.34	142,448.00	0.00	961,917.23	1,104,365.23	3,384,434.11
3821	Gastos de ceremonias oficiales y de orden	4,837,714.24	5,000.00	353,914.90	4,488,799.34	142,448.00	0.00	961,917.23	1,104,365.23	3,384,434.11
3900	OTROS SERVICIOS GENERALES	14,303,917.40	503,687.68	574,452.48	14,233,152.60	0.00	532,586.00	5,337,294.37	5,869,880.37	8,363,272.23
3920	Impuestos y derechos.	503,212.00	496,447.68	0.00	999,659.68	0.00	0.00	747,801.25	747,801.25	251,858.43
3922	Otros impuestos y derechos.	503,212.00	496,447.68	0.00	999,659.68	0.00	0.00	747,801.25	747,801.25	251,858.43
3980	IMPUESTO SOBRE NOMINAS Y OTROS	9,437,134.44	0.00	319,381.08	9,117,753.36	0.00	532,586.00	3,426,674.00	3,959,260.00	5,158,493.36
3982	Impuesto sobre erogaciones por remunera	9,437,134.44	0.00	319,381.08	9,117,753.36	0.00	532,586.00	3,426,674.00	3,959,260.00	5,158,493.36

*[Handwritten signature]*

*[Handwritten signature]*




INSTITUTO ELECTORAL DEL ESTADO DE MEXICO  
I.E.E.M.

AVANCE PRESUPUESTAL DE EGRESOS DEL 01 DE ENERO DE 2014 AL 31 DE JULIO DE 2014

PARTIDA	CONCEPTO	APROBADO	AMPLIACION	REDUCCION	MODIFICADO	COMPROMETIDO	DEVENGADO	PAGADO	EJERCIDO	POR EJERCER
3990	Otros servicios generales.	4,363,570.96	7,240.00	255,071.40	4,115,739.56	0.00	0.00	1,162,819.12	1,162,819.12	2,952,920.44
3991	Cuotas y suscripciones.	270,000.00	3,500.00	0.00	273,500.00	0.00	0.00	18,325.00	18,325.00	255,175.00
3992	Gastos de servicios menores.	4,093,570.96	3,740.00	255,071.40	3,842,239.56	0.00	0.00	1,144,494.12	1,144,494.12	2,697,745.44
4000	TRANSFERENCIAS, ASIGNACIONES, SU	297,948,021.08	780.52	0.00	297,948,801.60	124,145,333.64	0.00	173,803,467.96	297,948,801.60	0.00
4100	TRANSFERENCIAS INTERNAS Y ASIGNA	297,948,021.08	780.52	0.00	297,948,801.60	124,145,333.64	0.00	173,803,467.96	297,948,801.60	0.00
4140	Asignaciones presupuestarias a organos a	297,948,021.08	780.52	0.00	297,948,801.60	124,145,333.64	0.00	173,803,467.96	297,948,801.60	0.00
4141	Liberacion de recursos a entes autonomos	297,948,021.08	780.52	0.00	297,948,801.60	124,145,333.64	0.00	173,803,467.96	297,948,801.60	0.00
5000	BIENES MUEBLES, INMUEBLES E INTAN	15,632,644.00	13,884,400.00	10,124,679.00	19,392,365.00	181,485.25	0.00	628,951.38	810,436.63	18,581,928.37
5100	MOBILIARIO Y EQUIPO DE ADMINISTRA	11,868,900.00	0.00	8,962,100.00	2,906,800.00	70,835.33	0.00	588,451.38	659,286.71	2,247,513.29
5110	Muebles de oficina y estanteria.	1,071,000.00	0.00	700,000.00	371,000.00	0.00	0.00	64,064.34	64,064.34	306,935.66
5111	Muebles y enseres.	1,071,000.00	0.00	700,000.00	371,000.00	0.00	0.00	64,064.34	64,064.34	306,935.66
5150	Equipo de computo y de tecnologia de la ir	10,587,900.00	0.00	8,110,100.00	2,477,800.00	70,835.33	0.00	513,152.04	583,987.37	1,893,812.63
5151	Bienes informaticos.	10,587,900.00	0.00	8,110,100.00	2,477,800.00	70,835.33	0.00	513,152.04	583,987.37	1,893,812.63
5190	Otros mobiliarios y equipos de administrac	210,000.00	0.00	152,000.00	58,000.00	0.00	0.00	11,235.00	11,235.00	46,765.00
5192	Otros equipos electricos y electronicos de	210,000.00	0.00	152,000.00	58,000.00	0.00	0.00	11,235.00	11,235.00	46,765.00
5200	MOBILIARIO Y EQUIPO EDUCACIONAL Y	1,461,144.00	0.00	1,162,579.00	298,565.00	110,649.92	0.00	27,000.00	137,649.92	160,915.08
5230	Camaras fotograficas y de video.	1,461,144.00	0.00	1,162,579.00	298,565.00	110,649.92	0.00	27,000.00	137,649.92	160,915.08
5231	Equipo de foto, cine y grabacion.	1,461,144.00	0.00	1,162,579.00	298,565.00	110,649.92	0.00	27,000.00	137,649.92	160,915.08
5400	VEHICULOS Y EQUIPO DE TRANSPORT	2,238,600.00	13,874,400.00	0.00	16,113,000.00	0.00	0.00	0.00	0.00	16,113,000.00
5410	Vehiculos y equipo terrestre	2,238,600.00	13,874,400.00	0.00	16,113,000.00	0.00	0.00	0.00	0.00	16,113,000.00
5411	Vehiculos y equipo de transporte terrestre.	2,238,600.00	13,874,400.00	0.00	16,113,000.00	0.00	0.00	0.00	0.00	16,113,000.00
5600	MAQUINARIA, OTROS EQUIPOS Y HERF	64,000.00	10,000.00	0.00	74,000.00	0.00	0.00	13,500.00	13,500.00	60,500.00
5650	Equipo de comunicacion y telecomunicac	40,000.00	10,000.00	0.00	50,000.00	0.00	0.00	0.00	0.00	50,000.00
5651	Equipo y aparatos para comunicacion, tele	40,000.00	10,000.00	0.00	50,000.00	0.00	0.00	0.00	0.00	50,000.00
5660	Equipos de generacion electrica, aparatos y	24,000.00	0.00	0.00	24,000.00	0.00	0.00	13,500.00	13,500.00	10,500.00
5661	Equipos de generacion electrica, aparatos y	24,000.00	0.00	0.00	24,000.00	0.00	0.00	13,500.00	13,500.00	10,500.00
9000	DEUDA PUBLICA	0.00	38,700,867.62	0.00	38,700,867.62	0.00	0.00	14,919,127.39	14,919,127.39	23,781,740.23
9900	ADEUDOS DE EJERCICIOS FISCALES AN	0.00	38,700,867.62	0.00	38,700,867.62	0.00	0.00	14,919,127.39	14,919,127.39	23,781,740.23
9910	ADEFAS.	0.00	38,700,867.62	0.00	38,700,867.62	0.00	0.00	14,919,127.39	14,919,127.39	23,781,740.23
9911	Por el ejercicio inmediato anterior.	0.00	34,112,957.18	0.00	34,112,957.18	0.00	0.00	12,859,318.42	12,859,318.42	21,253,638.76
9912	Por ejercicios anteriores.	0.00	4,587,910.44	0.00	4,587,910.44	0.00	0.00	2,059,808.97	2,059,808.97	2,528,101.47
<b>TOTALES</b>		<b>640,345,000.00</b>	<b>268,343,627.24</b>	<b>98,103,066.09</b>	<b>810,585,561.15</b>	<b>147,602,479.68</b>	<b>1,734,850.69</b>	<b>376,963,529.01</b>	<b>526,300,859.38</b>	<b>284,284,701.77</b>

ELABORÓ




LCPYAD MIGUEL ÁNGEL FERNANDEZ REBOLLAR

REVISÓ



C.P. HÉCTOR ESQUIVEL JAIMES

AUTORIZÓ



LIC. JOSÉ MONDRAGÓN PEDREÑO